


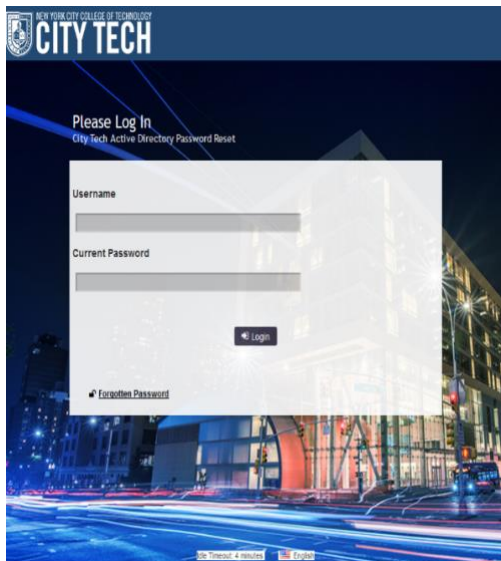
City Tech VMware Horizon Pilot Program



Go to <https://vdi.citytech.cuny.edu/>

First Time User must reset their Default Password:

1. Select the “First time user Click here” button.



1. Enter username (Your Student Email username)

Example

Email: Joe.Doe@mail.citytech.cuny.edu

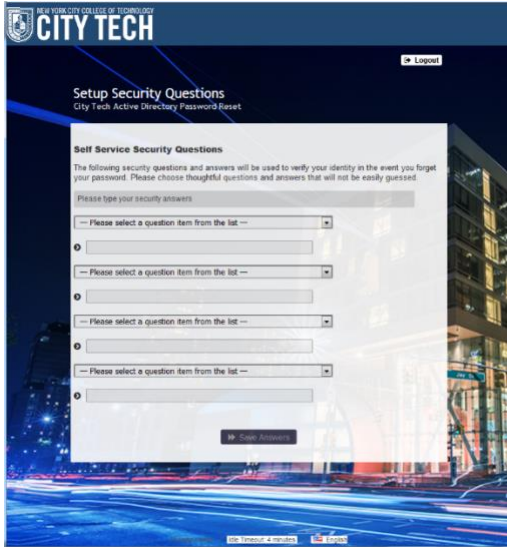
Username: Joe.Doe

2. Enter password

Example

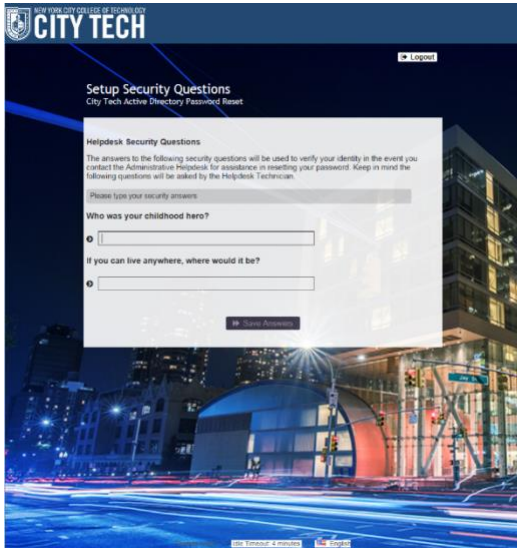
(First initial of your first name (**must be capitalized**), first initial of your last name (**must be lower case**), DOB (**MMDDYYYY**), followed by the last four digits of your **CUNYFirst EMPL ID**)

Password: JdMMDDYYY9367




First Time User must select four Security Questions and Provide Answers.

- The answers are not case sensitive.
 - Answers must be more than four characters.
- Click Save Answers**




Choose two Helpdesk Security Questions and Provide Answers.

- These additional security questions are for the OCIS HelpDesk's use in case there is an issue that would require them to verify your identity.
- Click Save Answers**




Click continue then logout



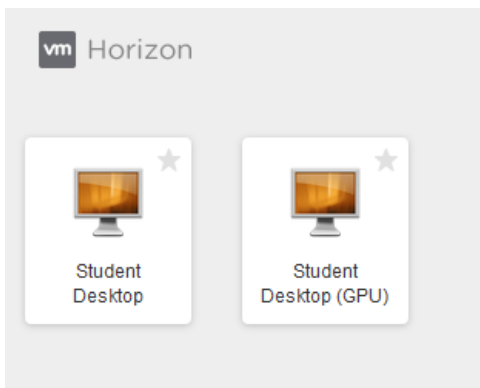
Go to <https://vdi.citytech.cuny.edu/>.

Select a client

1. VMware Horizon HTML Access – Access a Virtual Desktop through the Web browser.
2. Install VMware Horizon Client – Install Client on your personal computer to access a Virtual Desktop.

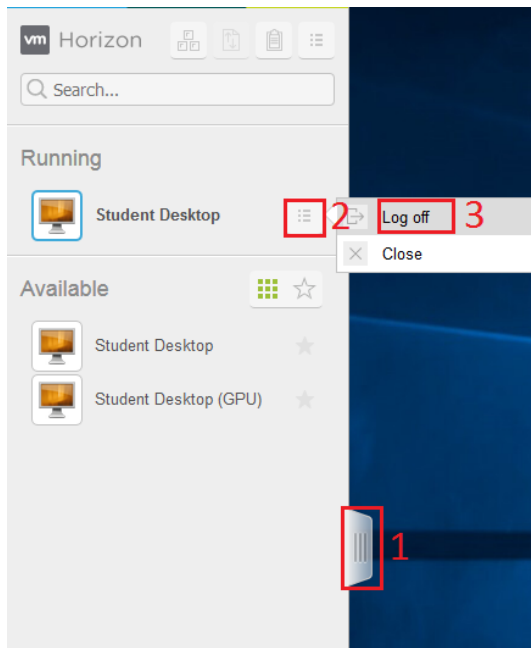


Enter your username and password then click “Login”



Select a Virtual Desktop

Note: High Graphic Card (GPU)



To Log out

1. Select Horizon Menu
2. Go to the "Options" menu
3. Select "Log out"
4. Close browser window